



CAMP REGISTRATION GUIDE

In your account, the **Camper Dashboard** (or home page) allows you to access and update your camper's information and manage your camp registrations. You may access the Camper Dashboard by logging into your account through the link at www.youthfront.com/account. Please use the links below to learn about each section.

I want to...

[Register my camper for a session of camp.](#)

[Add a new camper or edit information for my camper.](#)

[Make a payment.](#)

[Add/edit cabin mate requests.](#)

[Edit my information or add contacts to my account.](#)

[I still have questions!](#)

Information available to you in Spring 2022:

Important Information and details about camp

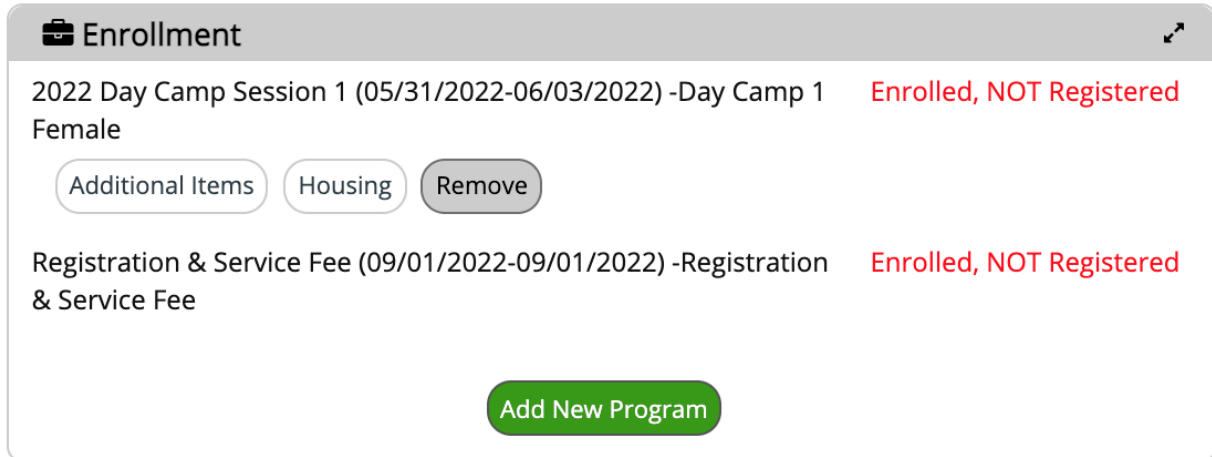
Instructions for bringing medication to camp

How to:

- add Camp Bucks
- purchase a Care Package, and Day Camp lunch. Splash Park Pass now included with registration!

ENROLLMENT: This section displays currently selected Camper registrations and allows you to add a new session of camp. The Registration & Service Fee is a one-time \$5 fee. Please note that the September date associated with the fee is only an internal reference for Youthfront. **Enrolled, NOT registered** means the minimum deposit has not been paid and your camper's spot has not been secured. **Additional Items such as Care Packages and Day Camp Lunch will be available in the Spring. Splash Park Passes are now included in all camper registrations!**

[Back to Top](#)



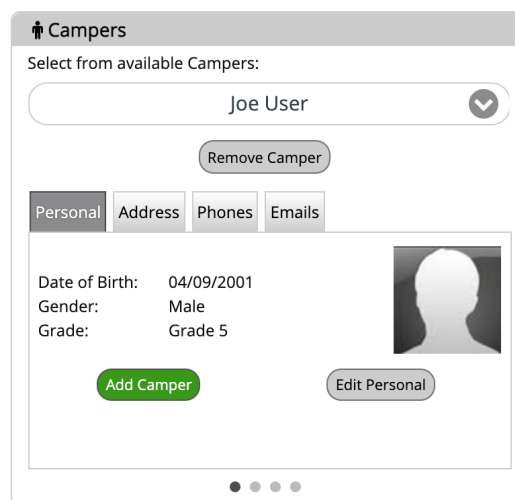
The screenshot shows a web interface titled "Enrollment" with a briefcase icon and a share icon. It lists two items:

- 2022 Day Camp Session 1 (05/31/2022-06/03/2022) -Day Camp 1 Female, with status "Enrolled, NOT Registered". Below this item are three buttons: "Additional Items", "Housing", and "Remove".
- Registration & Service Fee (09/01/2022-09/01/2022) -Registration & Service Fee, with status "Enrolled, NOT Registered".

At the bottom center is a green button labeled "Add New Program".

CAMPERS: This section displays all of the campers in your account. Switch between campers using the dropdown menu, manage camper's photograph and contact information, and add a new camper.

[Back to Top](#)



The screenshot shows a web interface titled "Campers" with a person icon. It features a dropdown menu labeled "Select from available Campers:" with "Joe User" selected. Below the dropdown is a "Remove Camper" button. There are four tabs: "Personal", "Address", "Phones", and "Emails", with "Personal" selected. The "Personal" tab displays the following information:

- Date of Birth: 04/09/2001
- Gender: Male
- Grade: Grade 5

There is a placeholder for a camper's photograph. At the bottom of the "Personal" tab are two buttons: "Add Camper" (green) and "Edit Personal". At the very bottom of the interface are four small dots, with the first one filled.

FINANCIAL: This section displays the balance due for the selected camper's session of camp. Click the **VIEW TRANSACTIONS** button to view all transactions related to the selected camper. Use the **MAKE PAYMENT** button to pay balances due for your Camper(s).

Check back in the Spring to add Camp Bucks to your camper's account.

[Back to Top](#)

\$ Financial ↗

Available Family Registration Payment Voucher Amount: (\$0.00)
Available Person Registration Payment Voucher Amount: \$0.00

Session Program	Reg Bal	Camp Bucks Bal
Day Camp Session 1, 2021 (06/01/2021-06/04/2021) -Day Camp 1 - Female 2021	\$195.00	\$0.00
Registration and Service Fee (09/01/2021-09/01/2021) - Registration & Service Fee	\$5.00	\$0.00

**Click here to pay your balance
and/or add Camp Bucks**

View TransactionsMake Payment

CONTACTS: This section displays the selected camper's contacts. Switch between contacts using the dropdown. Here, you are able to manage the contact information as well as add a new contact.

[Back to Top](#)

Contacts

Select from available contacts:

Mother User ▼

Remove Contact Switch between
Contacts

Personal Address Phones Emails

Relation: Friend
(Parent/Guardian1)

Gender: Female

Marital Status: Married

Release Camper: Yes

Lives With: Yes

Employer:



Occupation:


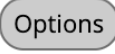
Add Contact Edit Personal



● ● ● ●

NOTIFICATIONS: This section displays alerts related to the selected camper, such as missing forms, missing, emergency contact information, or a balance due. **You must complete any notifications in RED prior to making a payment.**

[Back to Top](#)


 Notifications 

 There is either a Registration or Store Balance pending on Day Camp Session 1, 2021 (06/01/2021-06/04/2021) -Day Camp 1 - Female 2021 for the selected Camper 

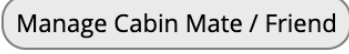
 Your Online account does not have a cellphone attached to it. Please use the [Edit Account] button on the Account Panel, to add your cellphone 

OPTIONAL ITEMS: In this section, you may request and manage cabin mates (overnight camp) or friends (day camp). You may list up to three names. We commit to placing each camper in the same cabin with at least one requested cabin mate, and we do our best to honor all cabin mate requests.

[Back to Top](#)

 Optional Items

Cabin Mate / Friend

2022 Day Camp Session 1 (05/31/2022-06/03/2022) -Day Camp 1 Female 

●

Questions? Please contact us at 913-262-3900 or info@youthfront.com.

[Back to Top](#)